

CONTROL PANEL MCC3

SYMBOL LEGEND

25 TERMINAL

2 POLE CONTACT

NORMALLY OPEN CONTACT

NORMALLY CLOSED CONTACT

LAMP
LAMP COLOUR

R1 2 RELAY COIL

C1 2 CONTACTOR COIL

R1 2 1 22 2 22 GRID REFERENCE

CURRENT TRANSFORMER

F1 1A FUSE

PUSHBUTTON

B1 MCB

NEUTRAL LINK

PUSHBUTTON

OFF
HAND L J AUTO
3 POSITION SELECTOR SWITCH

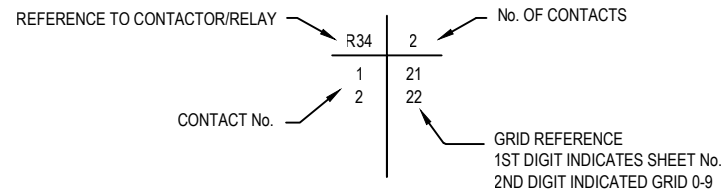
No.1 No.2
2 POSITION SELECTOR SWITCH

D.P SWITCH

4A FUSED SPUR

BUZZER

KEY TO COIL/CONTACT GRID REFERENCE



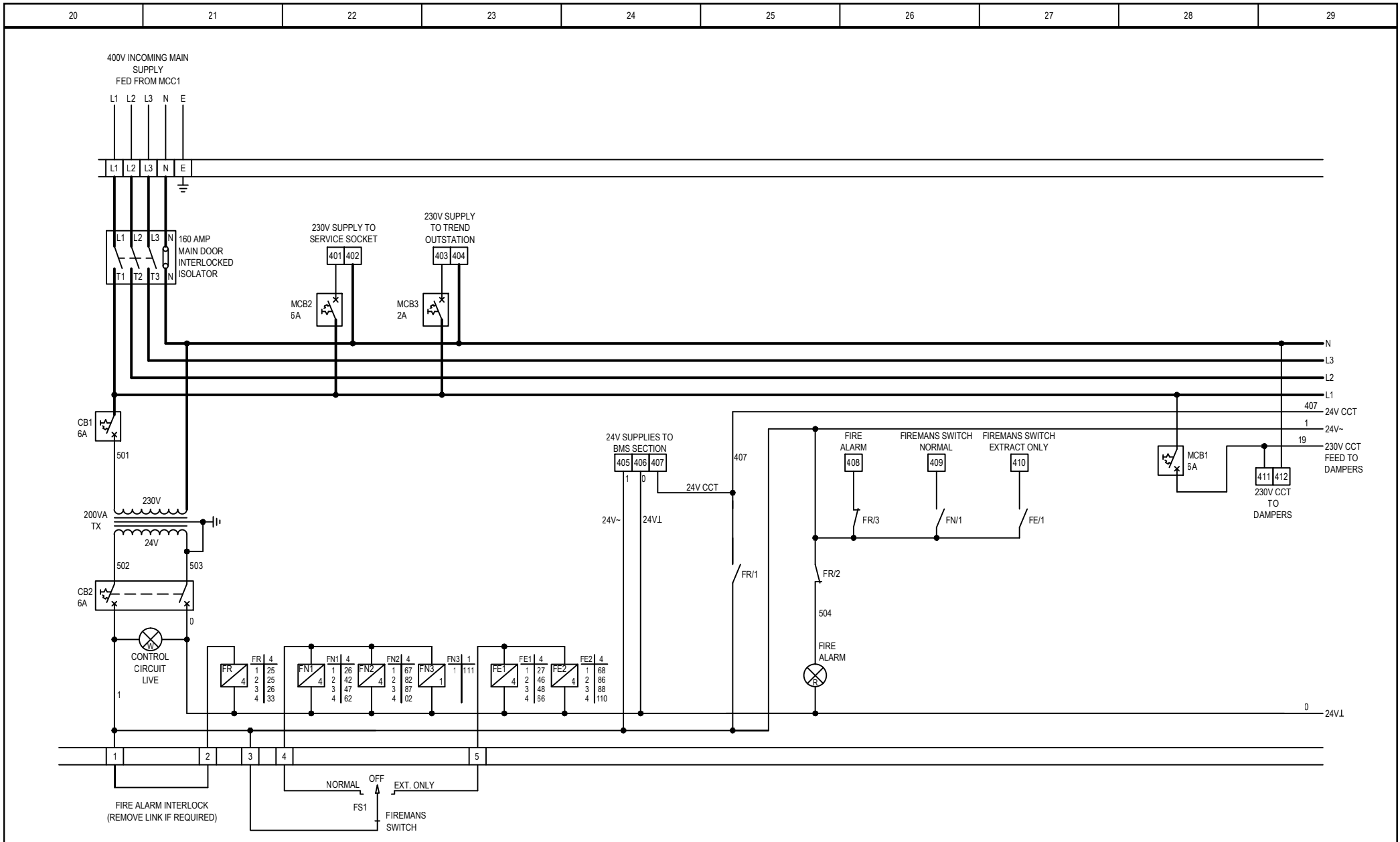
PANEL COLOUR KEY
BLACK - PANEL WIRING
BLUE - PANEL COMPONENTS
GREEN - FIELD WIRING & EQUIPMENT

INDEX

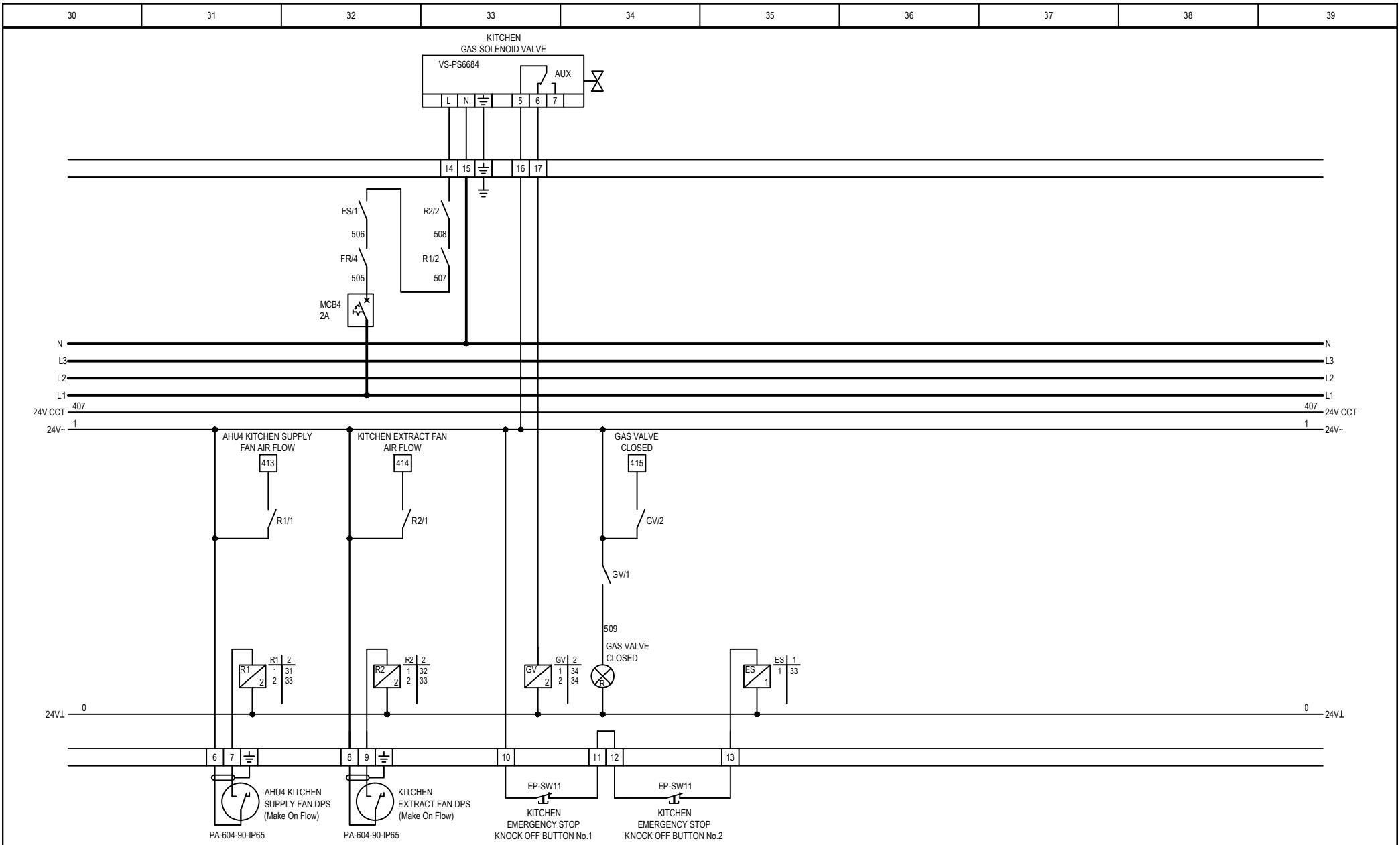
SHEET No.	DESCRIPTION	REVISION/ISSUE
01	INDEX & LEGEND OF SYMBOLS	3
02	INCOMING MAINS & CONTROL CIRCUITS	-
03	KITCHEN GAS VALVE	-
04	MEETING ROOMS 1-7 AHU1	-
05	MEETING ROOMS 1-7 AHU1	-
06	MEETING ROOMS 8-9 / DAYTIME RESTAURANT / SYNDICATE ROOMS AHU2	-
07	MEETING ROOMS 8-9 / DAYTIME RESTAURANT / SYNDICATE ROOMS AHU2	-
08	NEW RESTAURANT AHU3	-
09	NEW RESTAURANT AHU3	-
10	KITCHEN AHU4 SUPPLY	-
11	KITCHEN EXTRACT & GROUND FLOOR TOILET EXTRACT UNIT	-
12	OUTSTATION WIRING	-
13	OUTSTATION WIRING	-
14	OUTSTATION WIRING	-
15	OUTSTATION WIRING	-
16	OUTSTATION WIRING	-
17	GENERAL ARRANGEMENT	-
18	LABELING DETAILS	-
19	LABELING DETAILS	-
20	LABELING DETAILS	-
21	LABELING DETAILS	-
22	LABELING DETAILS	-

ISSUE No.	ISSUE DETAILS	DATE
1	FOR APPROVAL	17/06/2011
2	FOR MANUFACTURE	21/06/2011
3	AS BUILT	15/08/2011

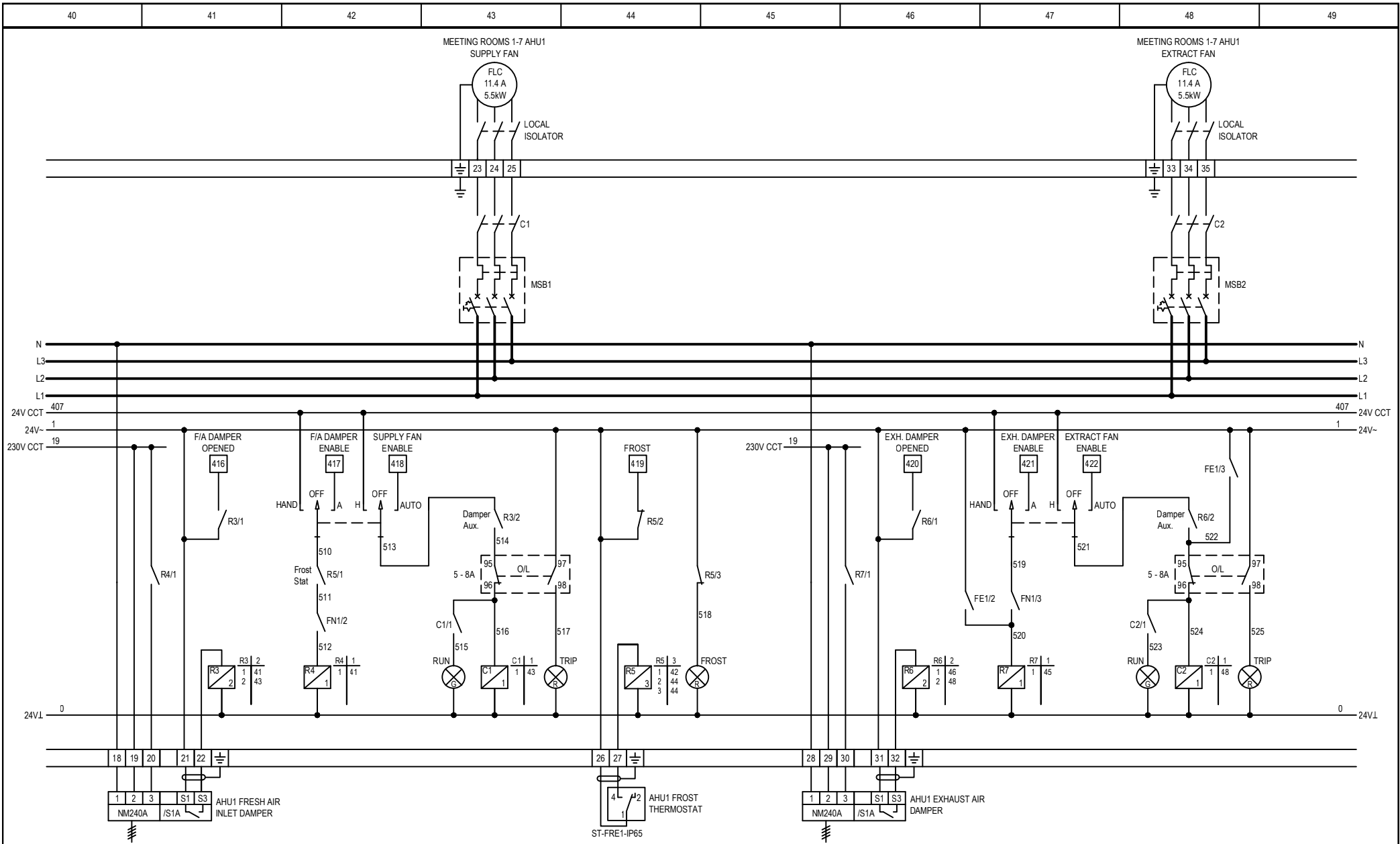
DRAWN	J.STONEMAN
CHECKED	JS
DATE	15/06/2011
ISSUE	3
SCALE	NTS
SHEET	1 of 22
DRG No.	Job-No



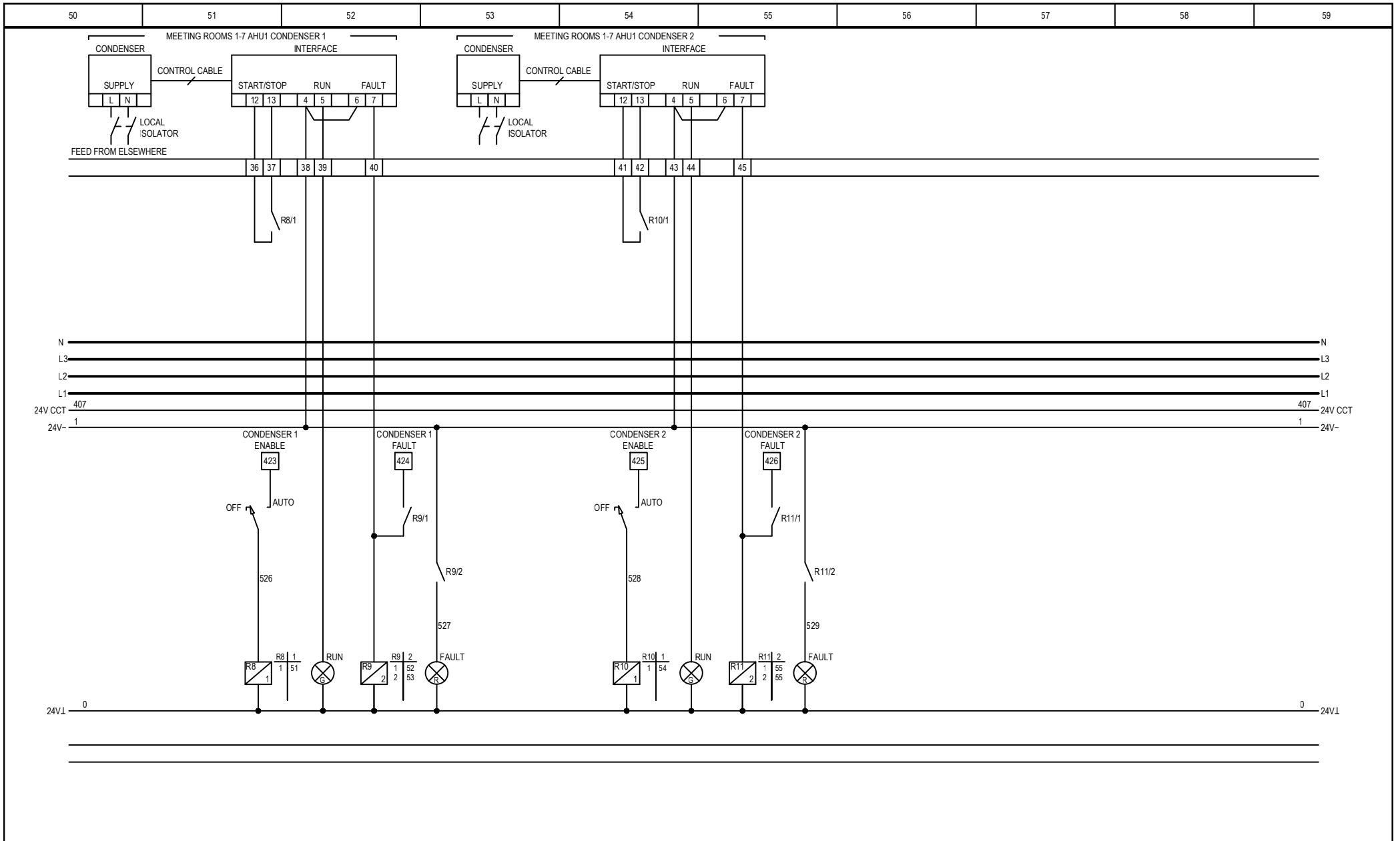
REVISION	DESCRIPTION	DATE	APPROVED	INTERNAL/EXTERNAL WIRING DIAGRAM OF BOILER ROOM CONTROL PANEL MCC3	DRAWN J.STONEMAN
					CHECKED JS
					DATE 15/06/2011
					REVISION
					SCALE NTS
					SHEET 2 of 22
					DRG No. Job-No



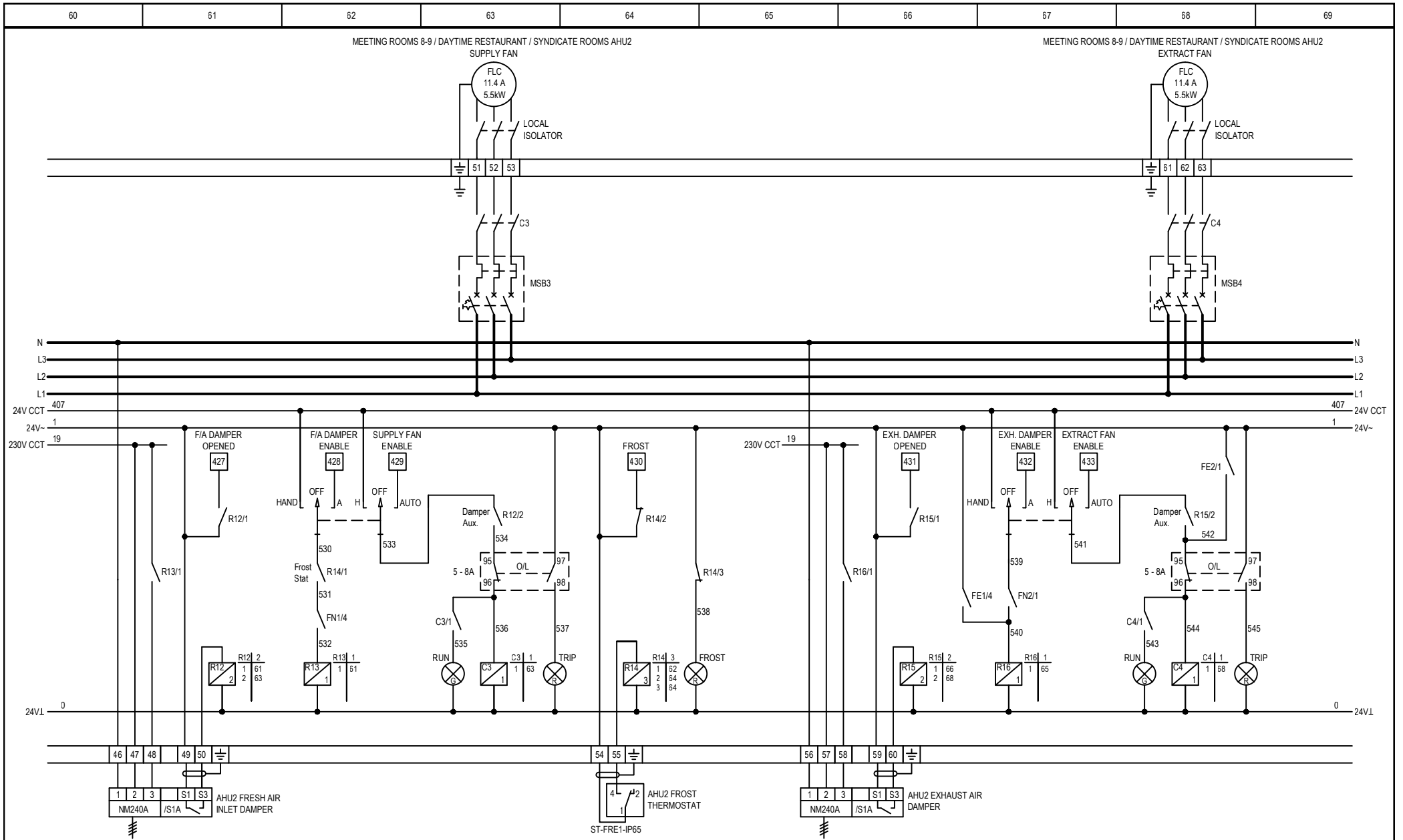
REVISION	DESCRIPTION	DATE	APPROVED	INTERNAL/EXTERNAL WIRING DIAGRAM OF BOILER ROOM CONTROL PANEL MCC3	DRAWN J.STONEMAN
					CHECKED JS
					DATE 15/06/2011
					REVISION
					SCALE NTS
					SHEET 3 of 22
					DRG No. Job-No



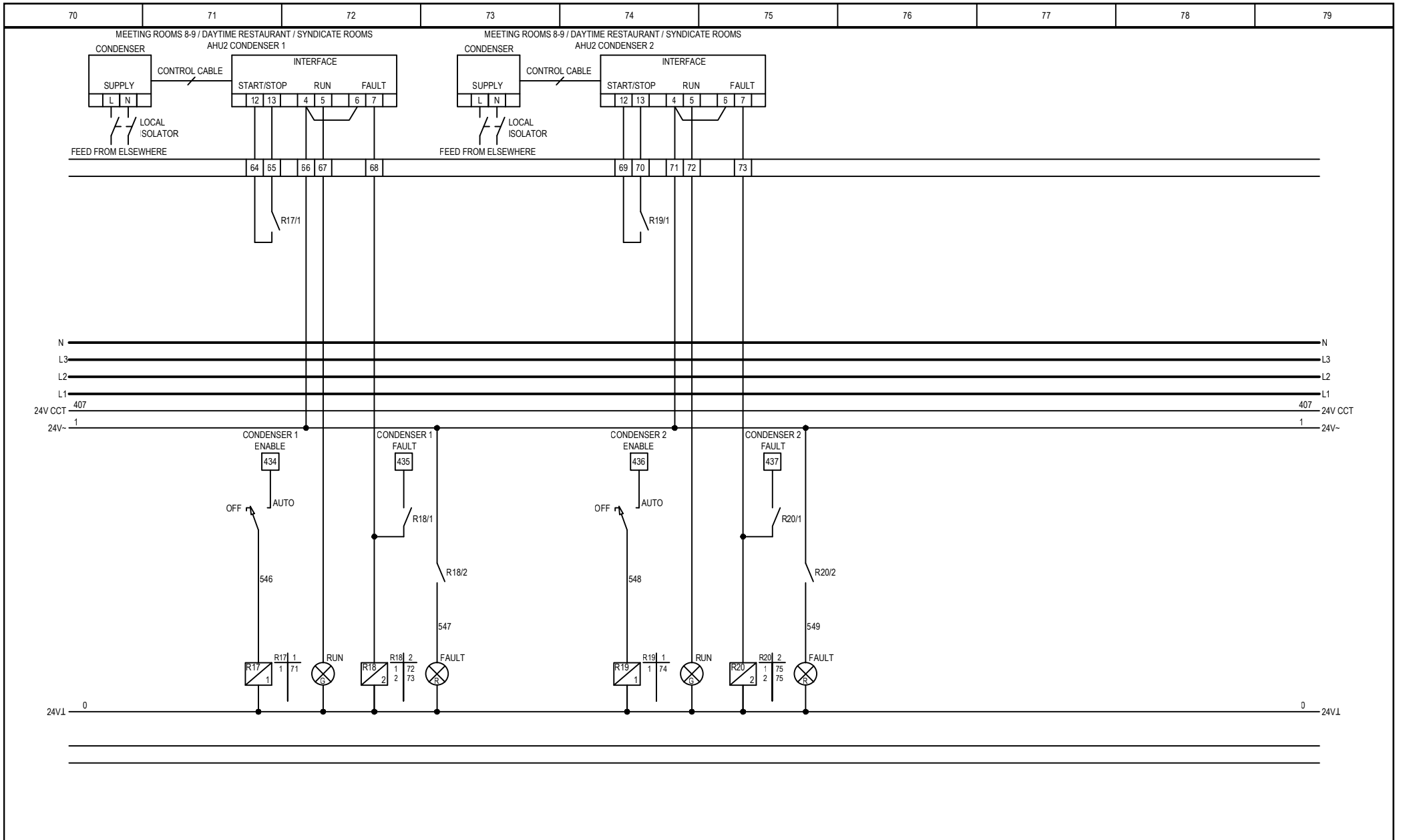
REVISION	DESCRIPTION	DATE	APPROVED	INTERNAL/EXTERNAL WIRING DIAGRAM OF BOILER ROOM CONTROL PANEL MCC3	DRAWN J.STONEMAN
					CHECKED JS
					DATE 15/06/2011
					REVISION
					SCALE NTS
					SHEET 4 of 22
					DRG No. Job-No



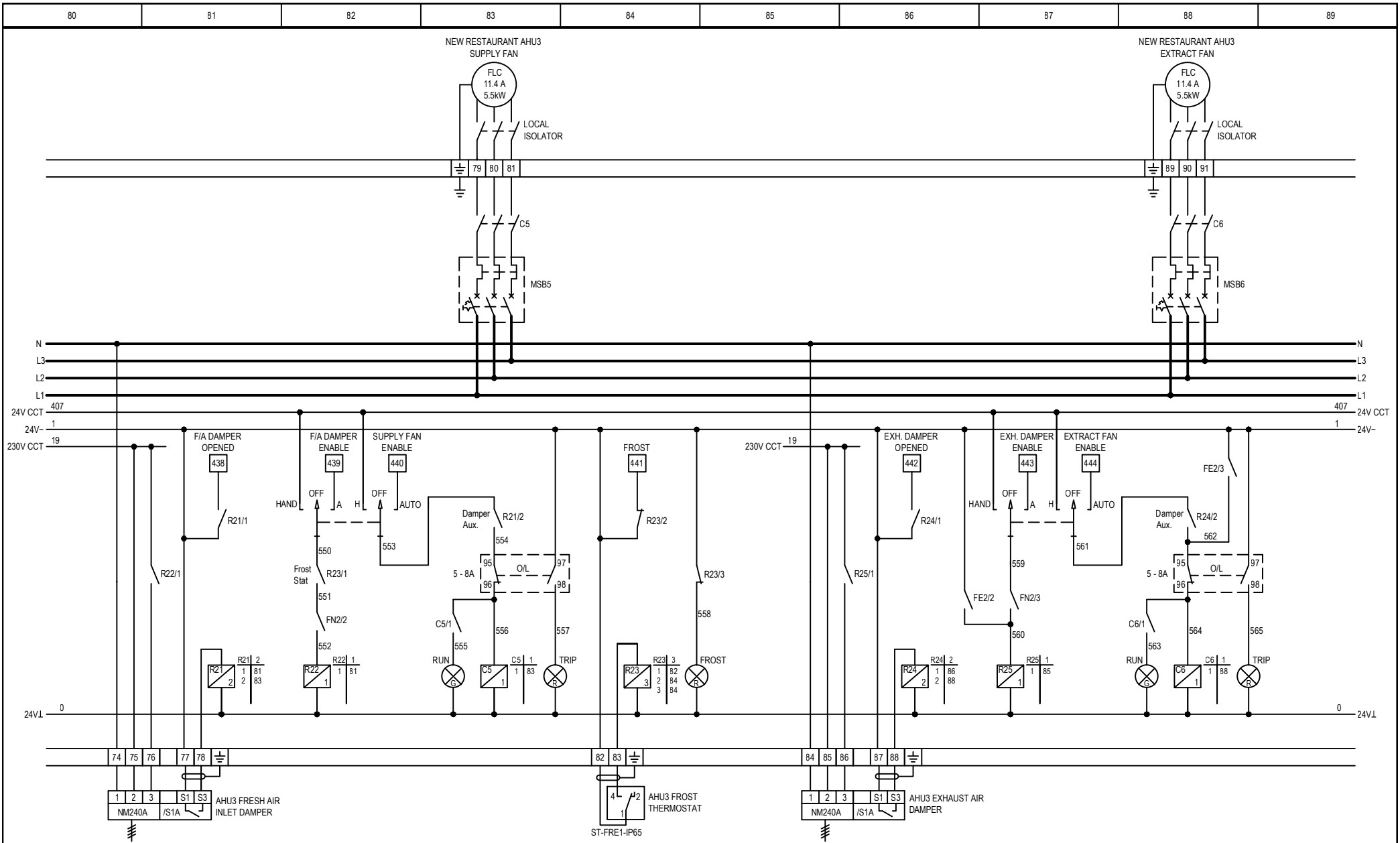
REVISION	DESCRIPTION	DATE	APPROVED	INTERNAL/EXTERNAL WIRING DIAGRAM OF BOILER ROOM CONTROL PANEL MCC3	DRAWN J.STONEMAN
					CHECKED JS
					DATE 15/06/2011
					REVISION
					SCALE NTS
					SHEET 5 of 22
					DRG No. Job-No



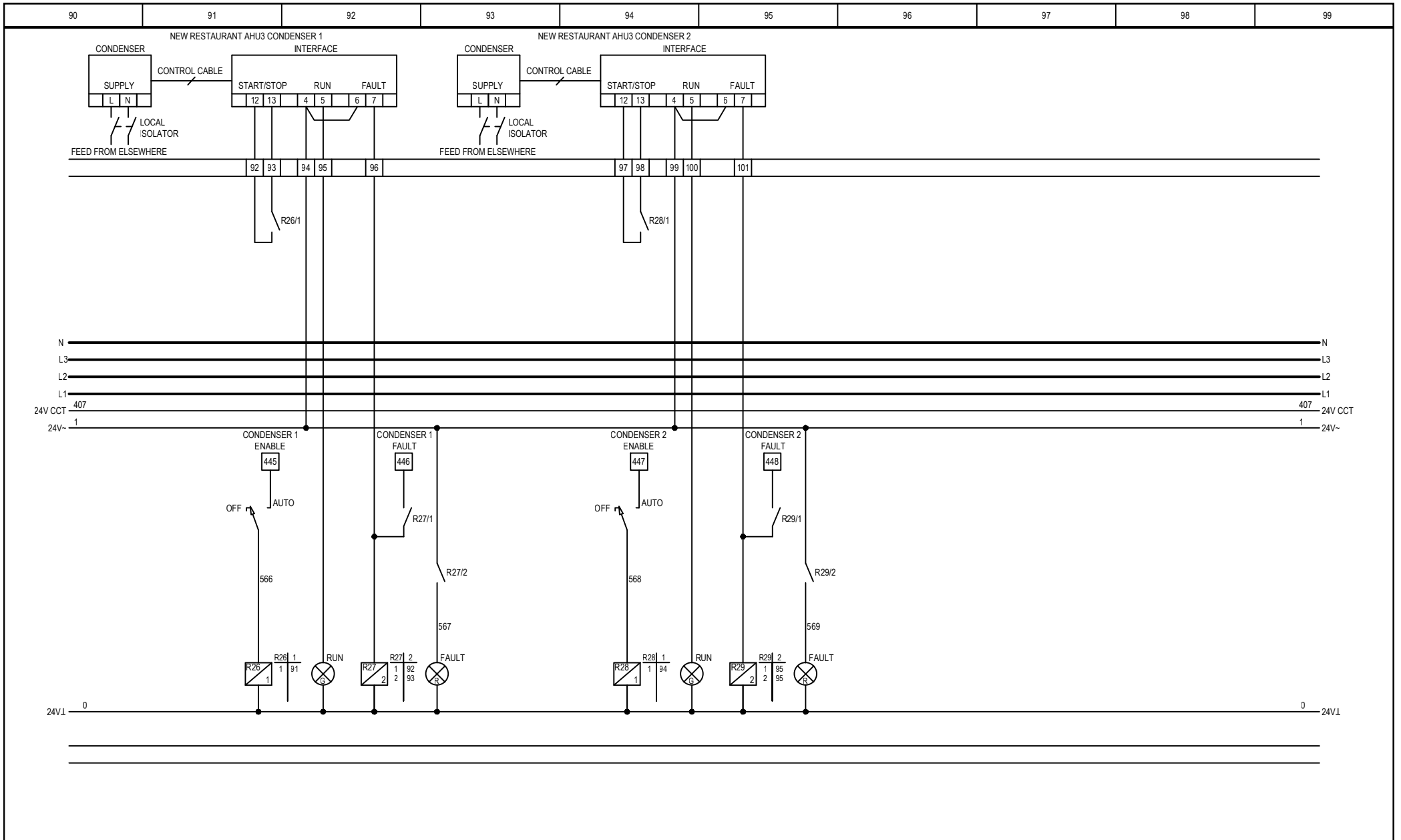
REVISION	DESCRIPTION	DATE	APPROVED	INTERNAL/EXTERNAL WIRING DIAGRAM OF BOILER ROOM CONTROL PANEL MCC3	DRAWN J.STONEMAN
					CHECKED JS
					DATE 15/06/2011
					REVISION
					SCALE NTS
					SHEET 6 of 22
					DRG No. Job-No



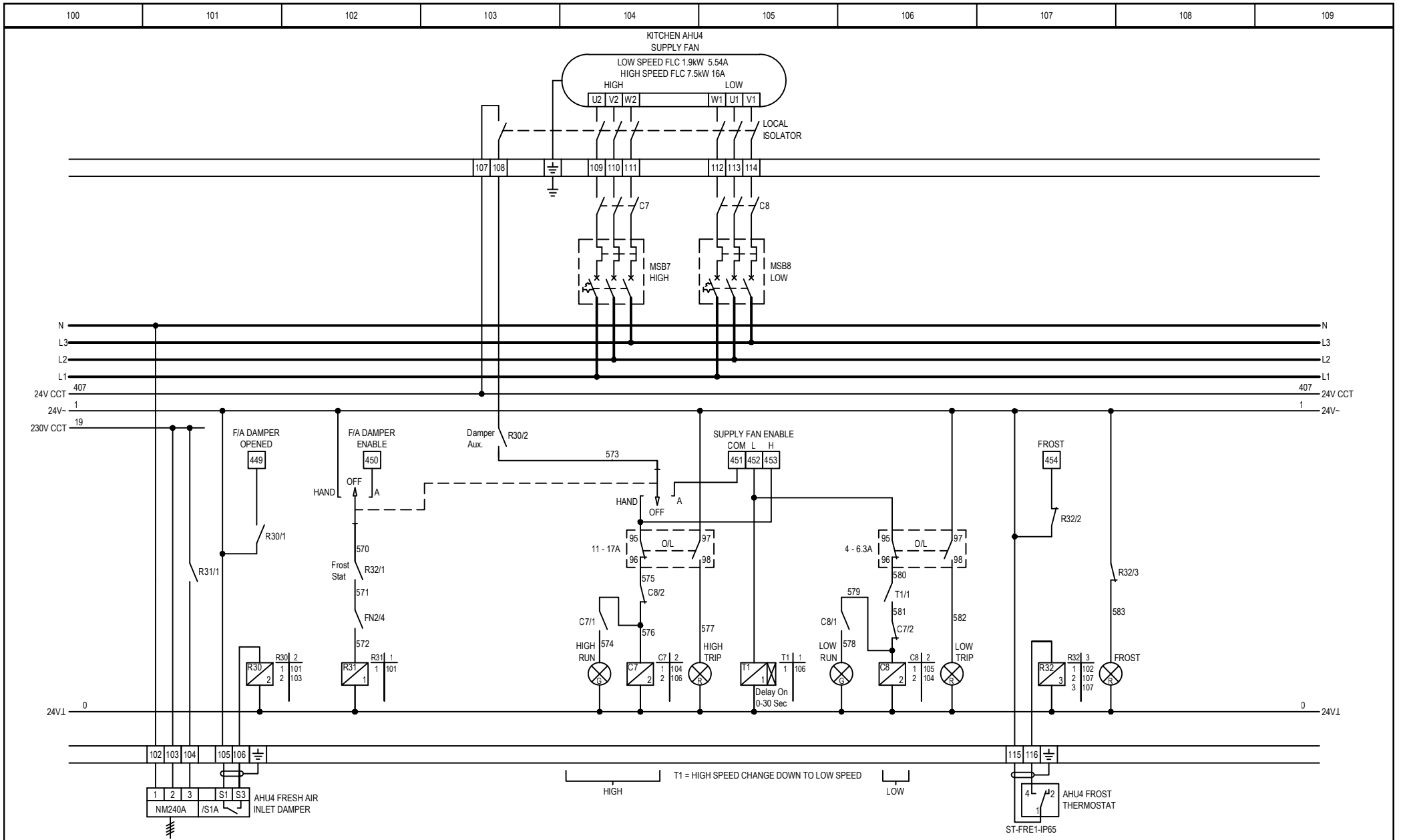
REVISION	DESCRIPTION	DATE	APPROVED	INTERNAL/EXTERNAL WIRING DIAGRAM OF BOILER ROOM CONTROL PANEL MCC3	DRAWN J.STONEMAN
					CHECKED JS
					DATE 15/06/2011
					REVISION
					SCALE NTS
					SHEET 7 of 22
					DRG No. Job-No



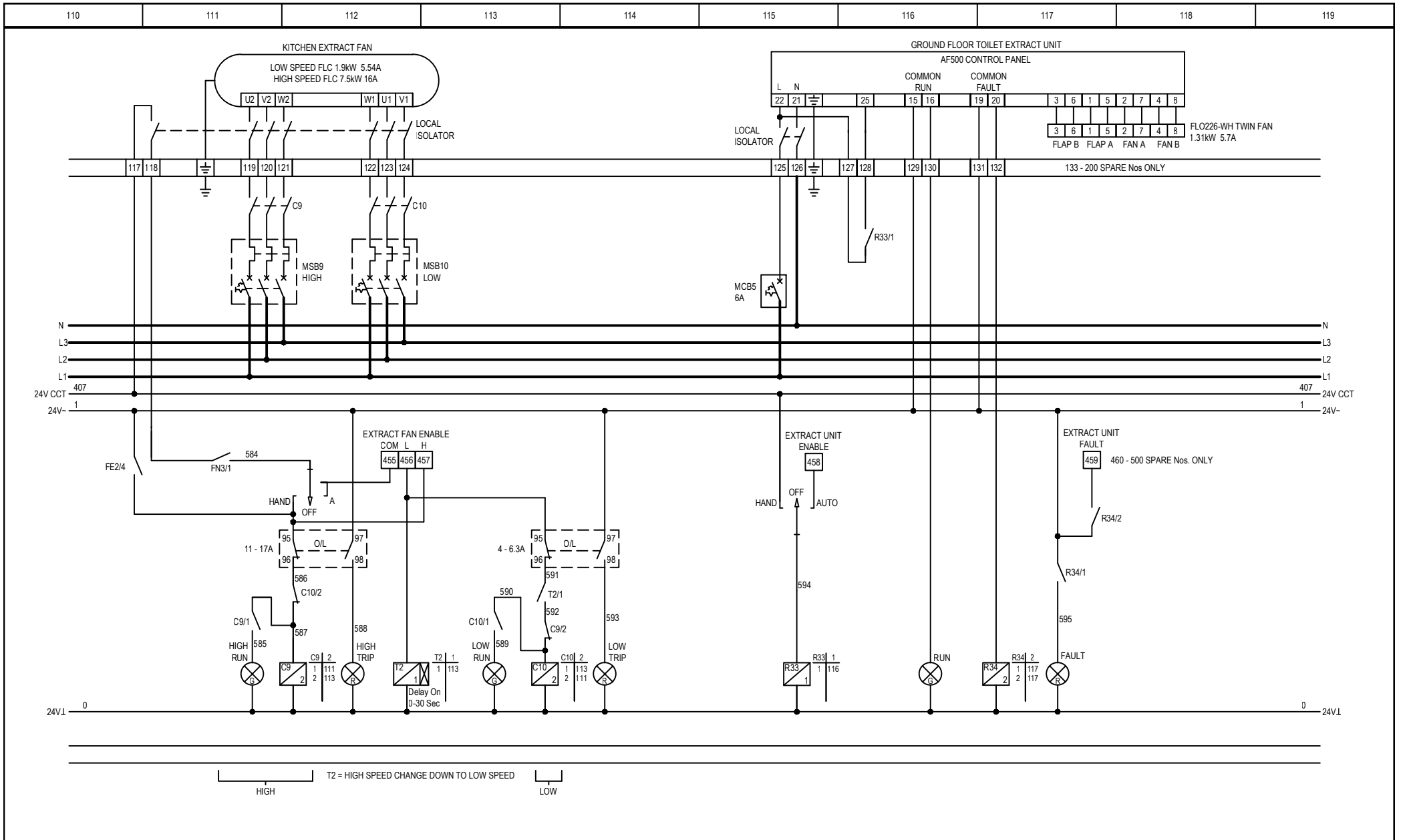
REVISION	DESCRIPTION	DATE	APPROVED	INTERNAL/EXTERNAL WIRING DIAGRAM OF BOILER ROOM CONTROL PANEL MCC3	DRAWN J.STONEMAN
					CHECKED JS
					DATE 15/06/2011
					REVISION
					SCALE NTS
					SHEET 8 of 22
					DRG No. Job-No



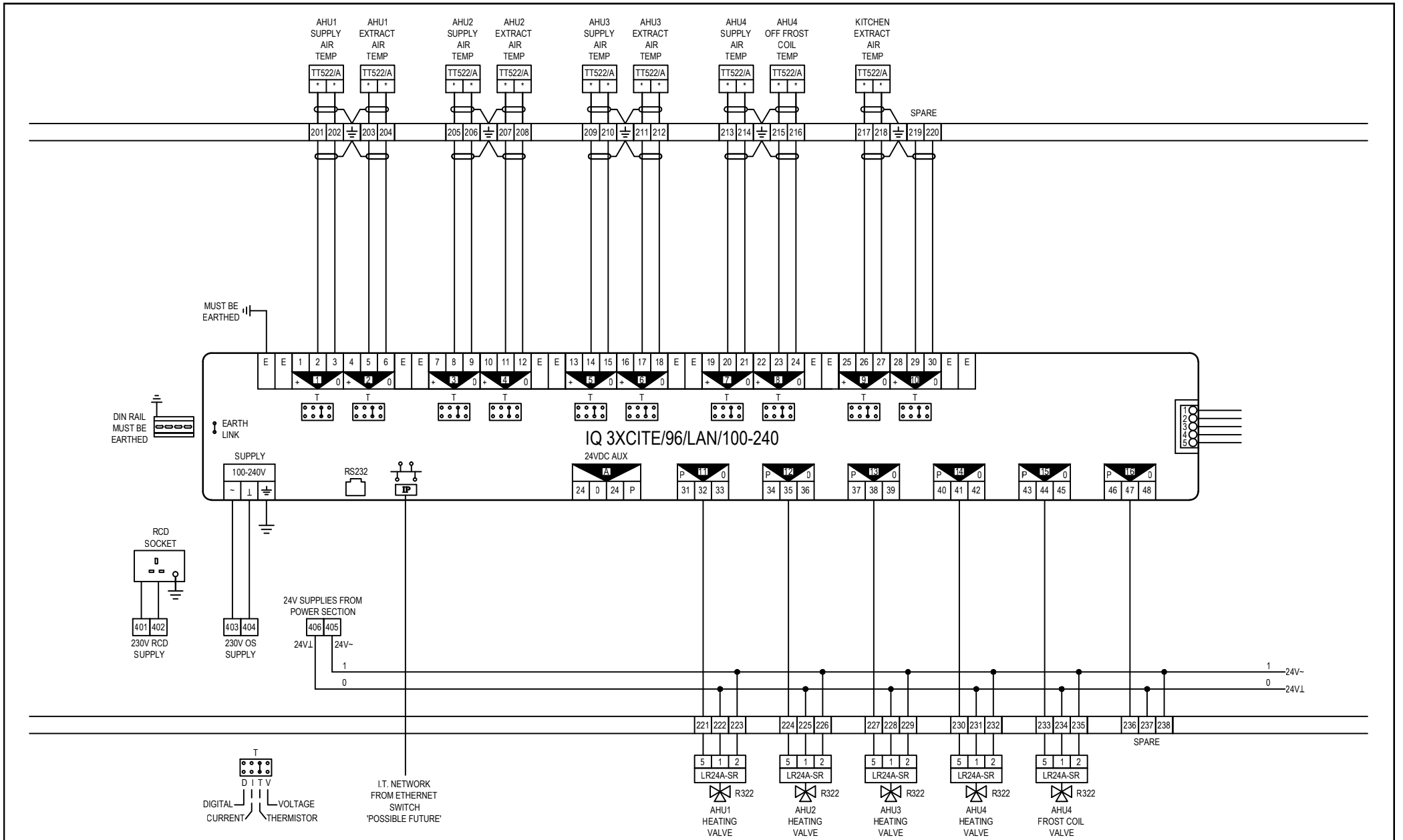
REVISION	DESCRIPTION	DATE	APPROVED	INTERNAL/EXTERNAL WIRING DIAGRAM OF BOILER ROOM CONTROL PANEL MCC3	DRAWN J.STONEMAN
					CHECKED JS
					DATE 15/06/2011
					REVISION
					SCALE NTS
					SHEET 9 of 22
					DRG No. Job-No



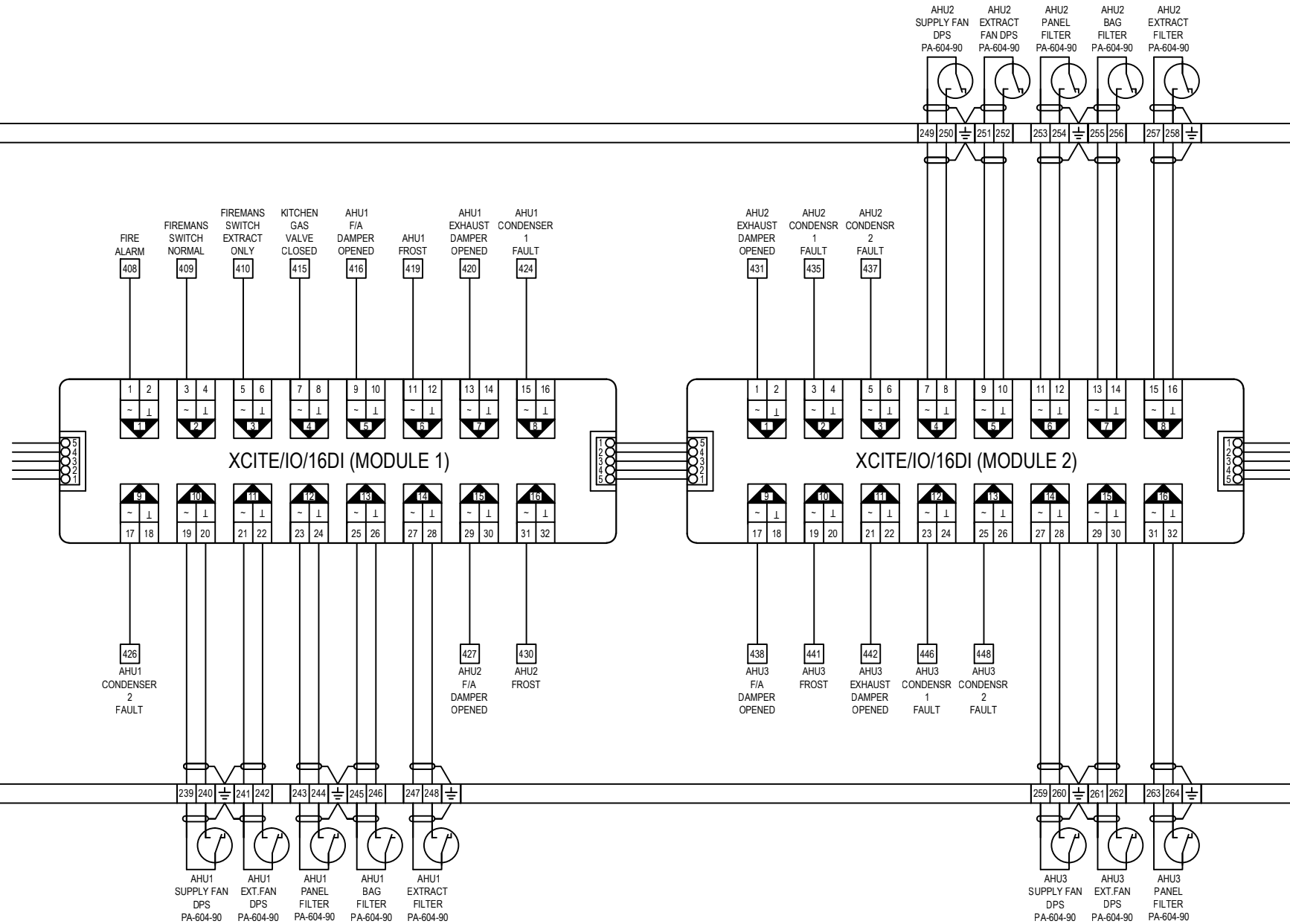
REVISION	DESCRIPTION	DATE	APPROVED	INTERNAL/EXTERNAL WIRING DIAGRAM OF BOILER ROOM CONTROL PANEL MCC3	DRAWN J.STONEMAN
					CHECKED JS
					DATE 15/06/2011
					REVISION
					SCALE NTS
					SHEET 10 of 22
					DRG No. Job-No



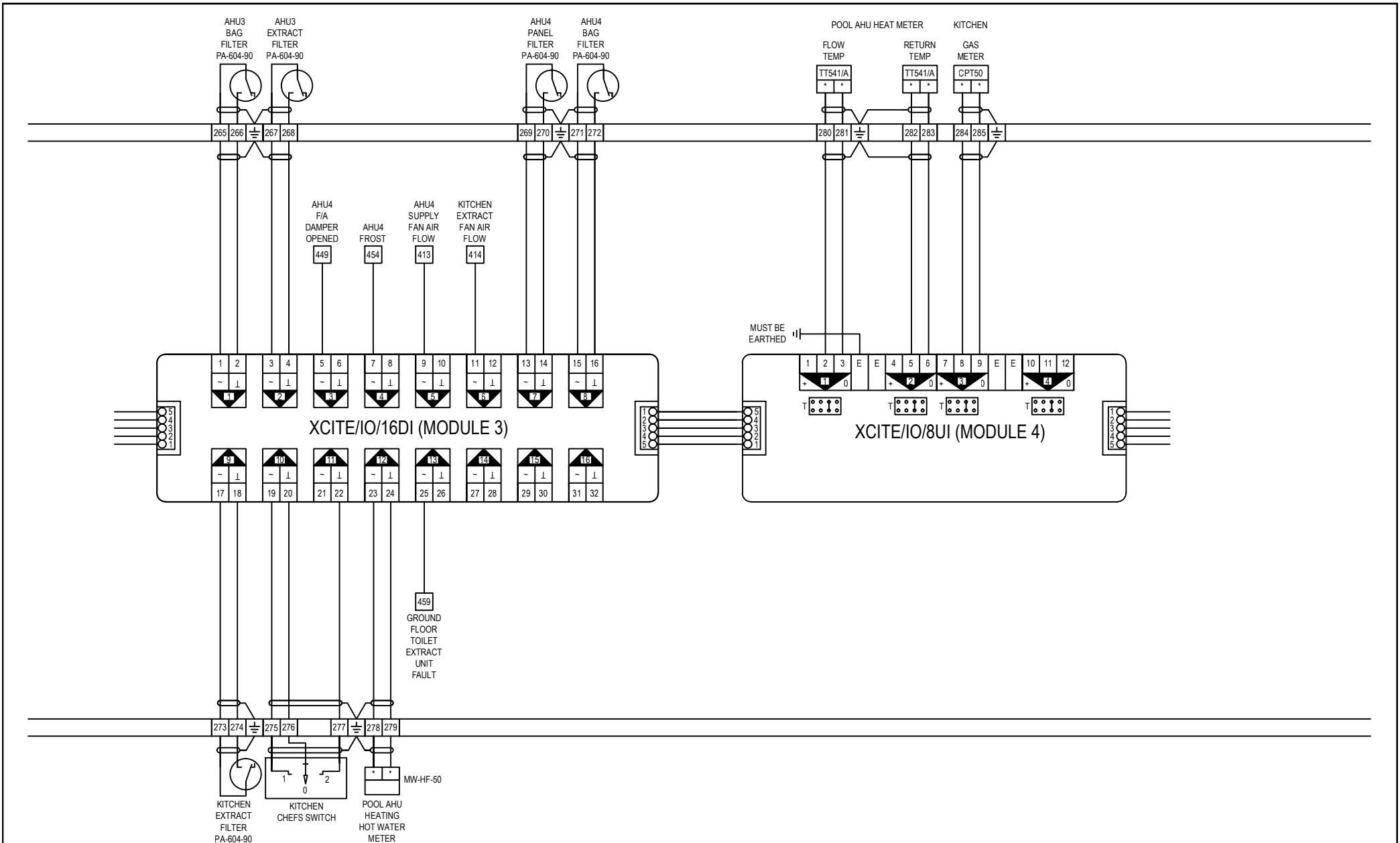
REVISION	DESCRIPTION	DATE	APPROVED	INTERNAL/EXTERNAL WIRING DIAGRAM OF BOILER ROOM CONTROL PANEL MCC3	DRAWN J.STONEMAN
					CHECKED JS
					DATE 15/06/2011
					REVISION
					SCALE NTS
					SHEET 11 of 22
					DRG No. Job-No



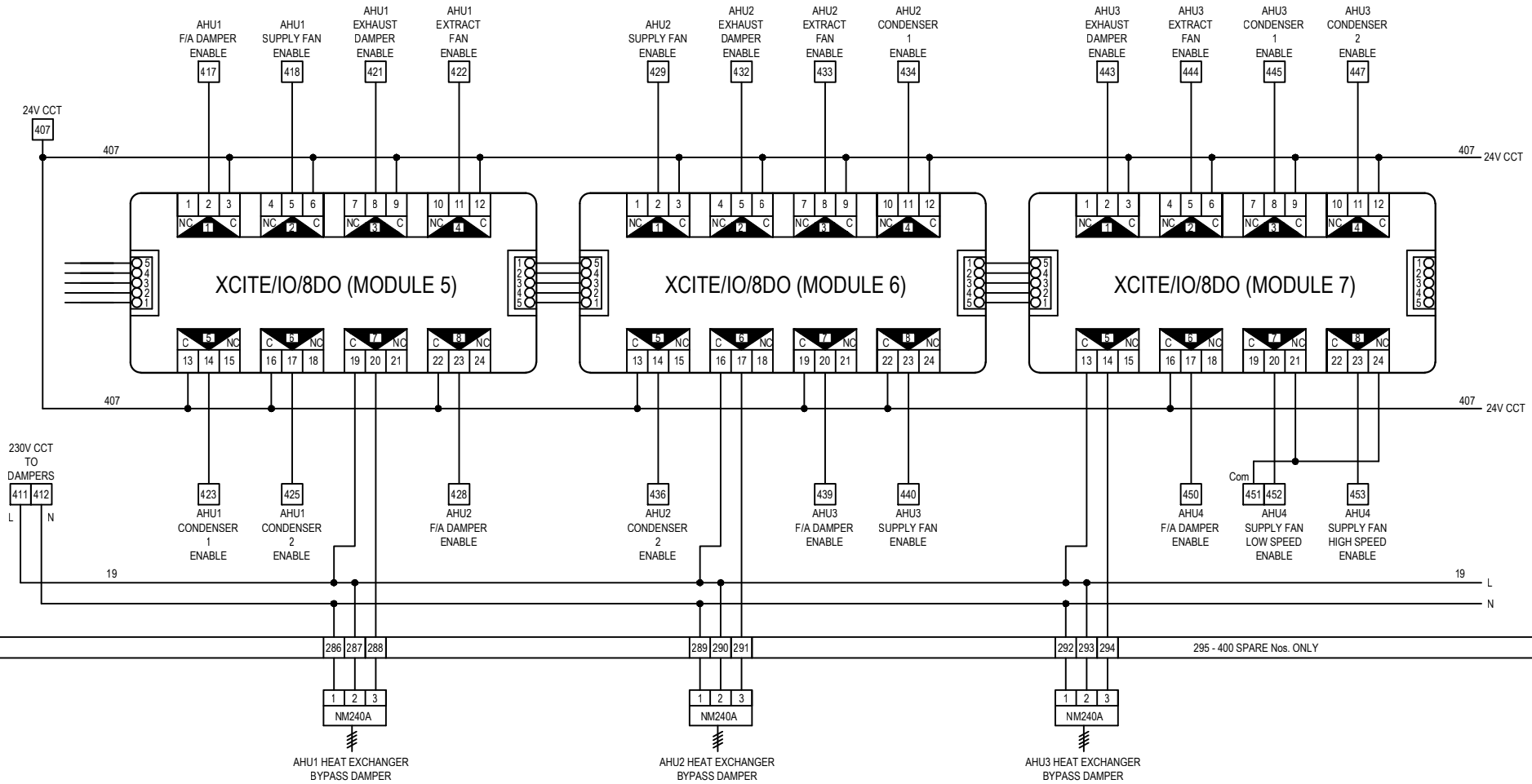
REVISION	DESCRIPTION	DATE	APPROVED	INTERNAL/EXTERNAL WIRING DIAGRAM OF BOILER ROOM CONTROL PANEL MCC3	DRAWN J.STONEMAN
					CHECKED JS
					DATE 15/06/2011
					REVISION
					SCALE NTS
					SHEET 12 of 22
					DRG No. Job-No



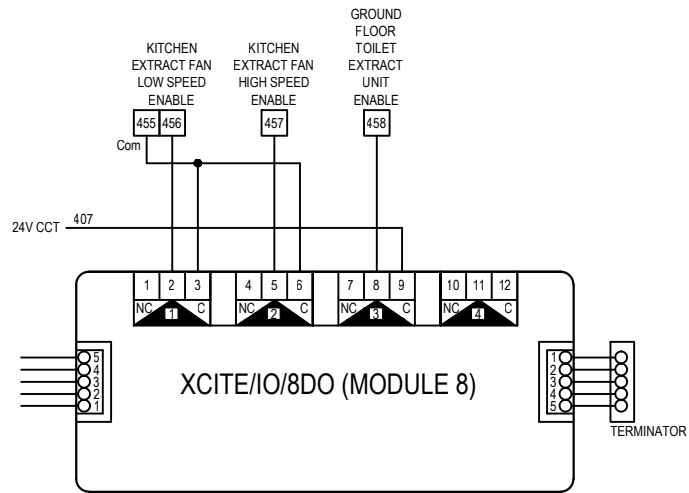
REVISION	DESCRIPTION	DATE	APPROVED	INTERNAL/EXTERNAL WIRING DIAGRAM OF BOILER ROOM CONTROL PANEL MCC3	DRAWN J.STONEMAN
					CHECKED JS
					DATE 15/06/2011
					REVISION
					SCALE NTS
					SHEET 13 of 22
					DRG No. Job-No



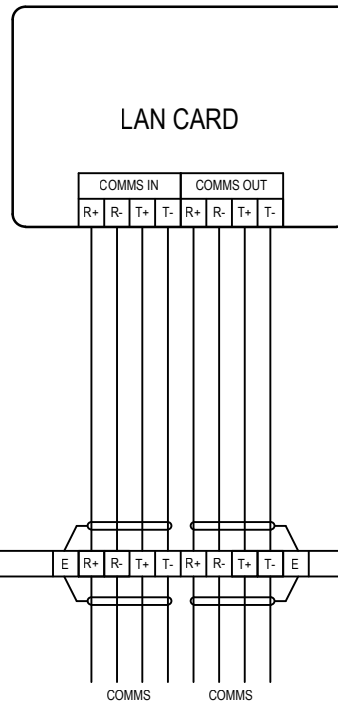
REVISION	DESCRIPTION	DATE	APPROVED	INTERNAL/EXTERNAL WIRING DIAGRAM OF BOILER ROOM CONTROL PANEL MCC3	DRAWN J.STONEMAN
					CHECKED JS
					DATE 15/06/2011
					REVISION
					SCALE NTS
					SHEET 14 of 22
					DRG No. Job-No



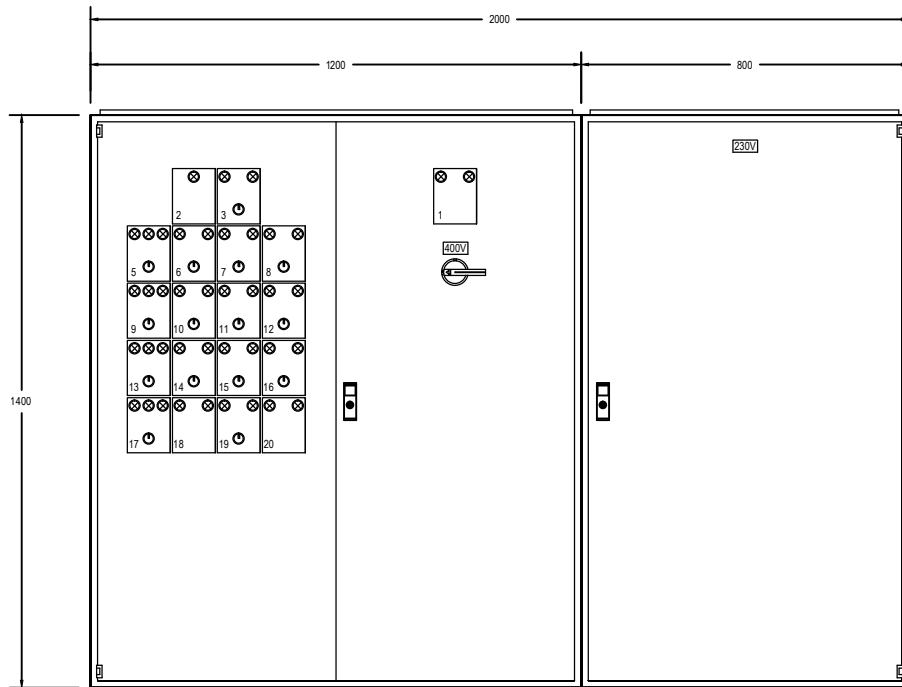
REVISION	DESCRIPTION	DATE	APPROVED	INTERNAL/EXTERNAL WIRING DIAGRAM OF BOILER ROOM CONTROL PANEL MCC3	DRAWN J.STONEMAN
					CHECKED JS
					DATE 15/06/2011
					REVISION
					SCALE NTS
					SHEET 15 of 22
					DRG No. Job-No



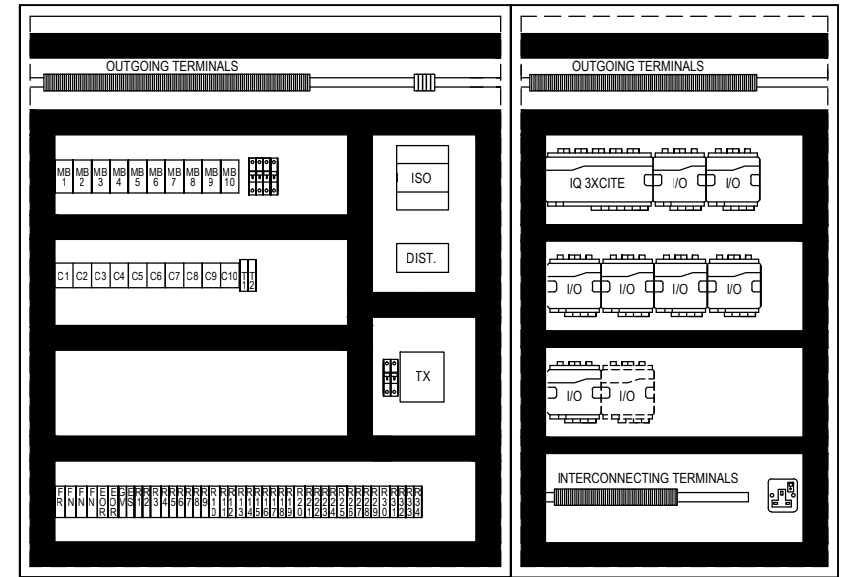

LAST IDENT USED - 595



REVISION	DESCRIPTION	DATE	APPROVED	INTERNAL/EXTERNAL WIRING DIAGRAM OF BOILER ROOM CONTROL PANEL MCC3	DRAWN J.STONEMAN
					CHECKED JS
					DATE 15/06/2011
					REVISION
					SCALE NTS
					SHEET 16 of 22
					DRG No. Job-No



EXTERNAL ARRANGEMENT

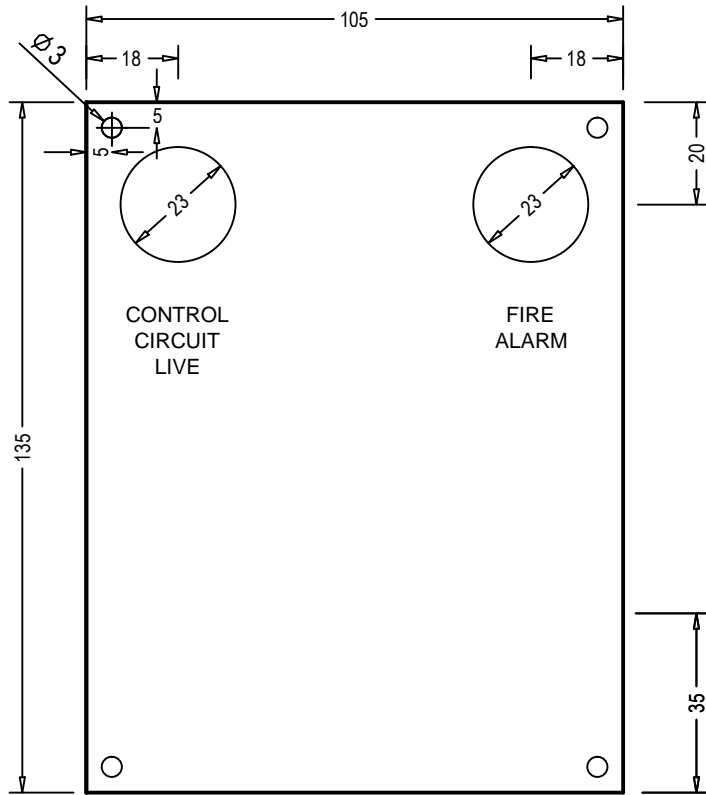


INTERNAL ARRANGEMENT

CABLE COLOURS		
1	PROTECTIVE EARTH	GREEN/YELLOW
2	L1 PHASE	BROWN
4	L2 PHASE	BLACK
5	L3 PHASE	GREY
6	NEUTRAL	BLUE
7	24VAC ~	WHITE
8	24VAC L	WHITE
9	DC +	WHITE
10	DC -	WHITE

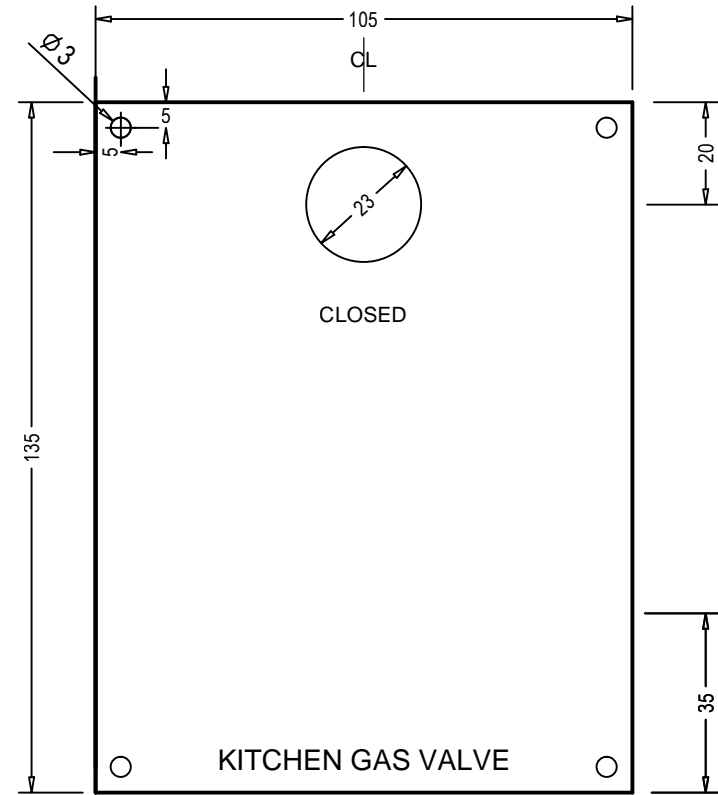
NOTES		
1	CONSTRUCTION	ETTA
2	MOUNTING PLATE	GALVANISED STEEL
3	FINISH COLOUR	RAL 7032
4	PROTECTION	IP65
5	ACCESS	FRONT
6	INCOMING CABLES	TOP
7	TRUNKING	60mm & 40mm
8	SPACING BETWEEN LABELS	10mm

REVISION	DESCRIPTION	DATE	APPROVED	GENERAL ARRANGEMENT OF BOILER ROOM CONTROL PANEL MCC3	DRAWN J.STONEMAN
					CHECKED JS
					DATE 15/06/2011
					REVISION
					SCALE 1:12.5 @ A3
					SHEET 17 of 22
					DRG No. Job-No



LABEL No.	MAIN TEXT DESCRIPTION (IF APPLICABLE)	LAMP(S) TEXT
1	AS ABOVE	AS ABOVE

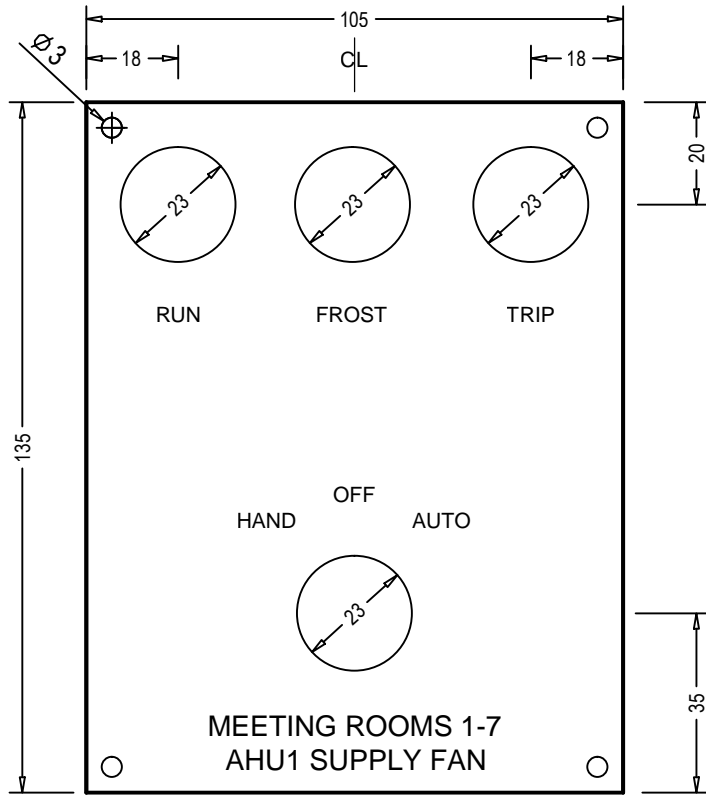
BLACK TEXT ON WHITE TRAFFOLYTE LABEL
 MAIN TEXT - 4mm (IF APPLICABLE)
 SUB-TEXT - 3mm



LABEL No.	MAIN TEXT DESCRIPTION (IF APPLICABLE)	LAMP(S) TEXT
2	AS ABOVE	AS ABOVE

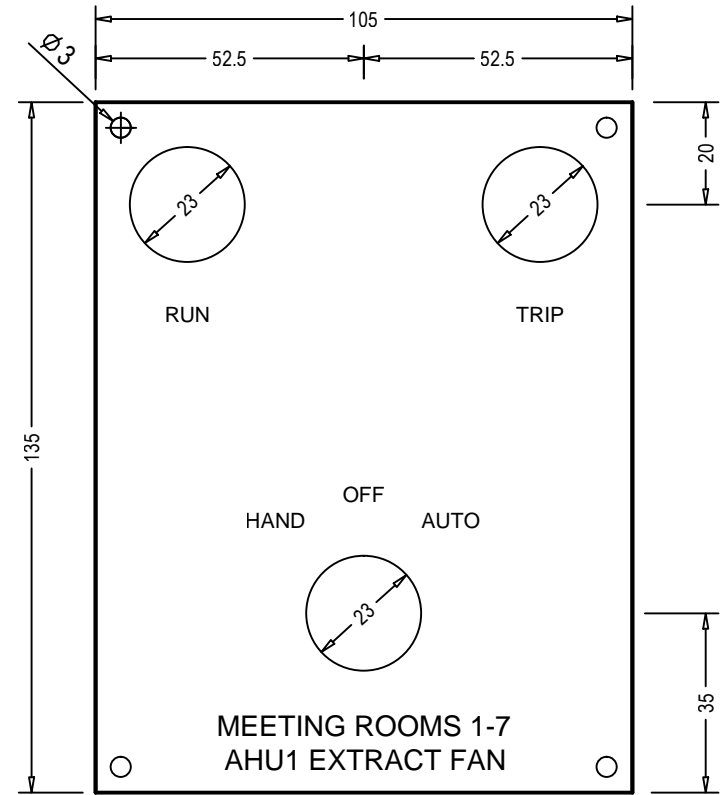
BLACK TEXT ON WHITE TRAFFOLYTE LABEL
 MAIN TEXT - 4mm (IF APPLICABLE)
 SUB-TEXT - 3mm

REVISION	DESCRIPTION	DATE	APPROVED	LABELLING DETAIL OF BOILER ROOM CONTROL PANEL MCC3	DRAWN	J.STONEMAN
						CHECKED
					DATE	15/06/2011
					REVISION	
					SCALE	1:1 @ A3
					SHEET	18 of 22
					DRG No.	Job-No



LABEL No.	MAIN TEXT DESCRIPTION	LAMP(S) TEXT
5	AS ABOVE	AS ABOVE
9	MEETING ROOMS 8-9 / DAYTIME RESTAURANT / SYNDICATE ROOMS AHU2 SUPPLY FAN	AS ABOVE
13	NEW RESTAURANT AHU3 SUPPLY FAN	AS ABOVE

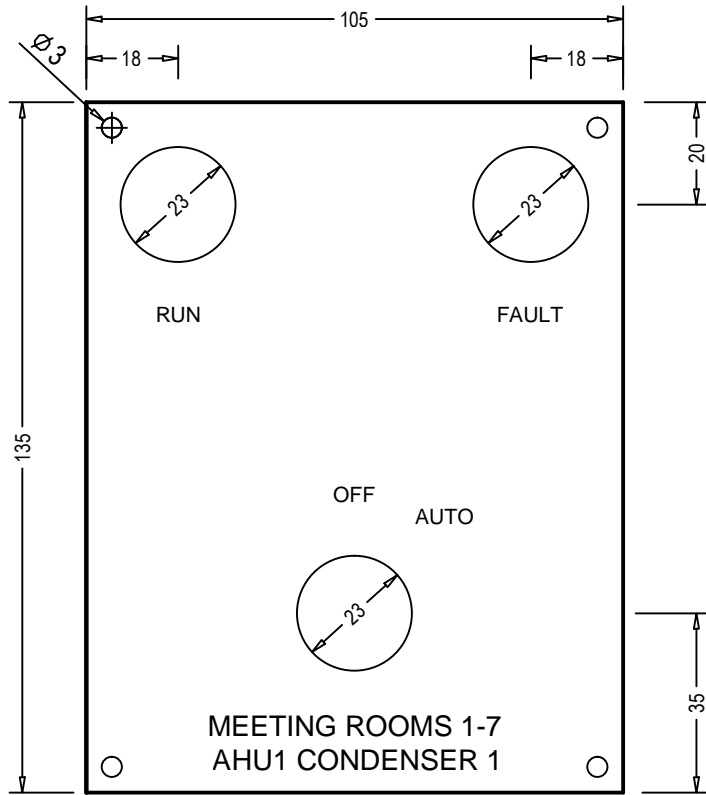
BLACK TEXT ON WHITE TRAFFOLYTE LABEL
 MAIN TEXT - 4mm (IF APPLICABLE)
 SUB-TEXT - 3mm



LABEL No.	MAIN TEXT DESCRIPTION	LAMP(S) TEXT
6	AS ABOVE	AS ABOVE
10	MEETING ROOMS 8-9 / DAYTIME RESTAURANT / SYNDICATE ROOMS AHU2 EXTRACT FAN	AS ABOVE
14	NEW RESTAURANT AHU3 EXTRACT FAN	AS ABOVE
3	GROUND FLOOR TOILET EXTRACT UNIT	RUN - FAULT

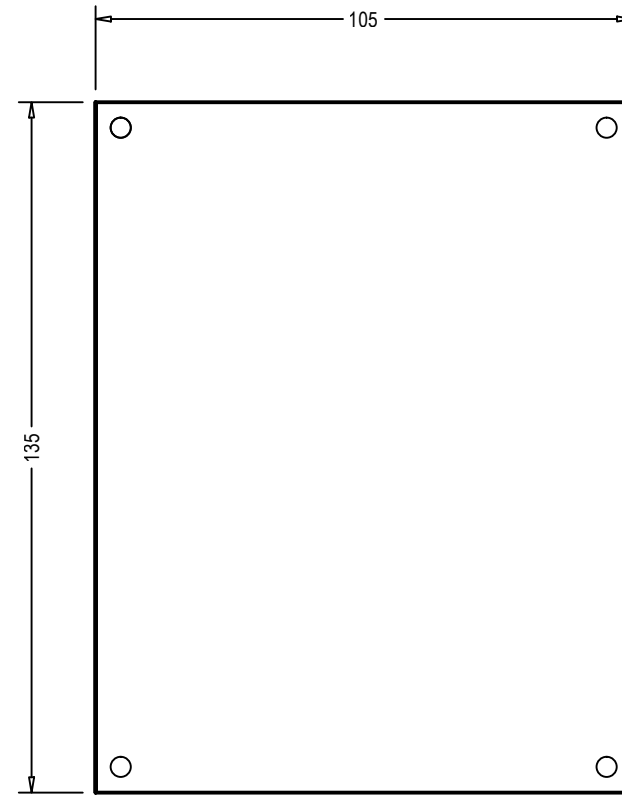
BLACK TEXT ON WHITE TRAFFOLYTE LABEL
 MAIN TEXT - 4mm (IF APPLICABLE)
 SUB-TEXT - 3mm

REVISION	DESCRIPTION	DATE	APPROVED	LABELLING DETAIL OF BOILER ROOM CONTROL PANEL MCC3	DRAWN	J.STONEMAN
						CHECKED
					DATE	15/06/2011
					REVISION	
					SCALE	1:1 @ A3
					SHEET	19 of 22
					DRG No.	Job-No



LABEL No.	MAIN TEXT DESCRIPTION	LAMP(S) TEXT
7	AS ABOVE	AS ABOVE
8	MEETING ROOMS 1-7 AHU1 CONDENSER 2	AS ABOVE
11	MEETING ROOMS 8-9 / DAYTIME RESTAURANT / SYNDICATE ROOMS AHU2 CONDENSER 1	AS ABOVE
12	MEETING ROOMS 8-9 / DAYTIME RESTAURANT / SYNDICATE ROOMS AHU2 CONDENSER 2	AS ABOVE
15	NEW RESTAURANT AHU3 CONDENSER 1	AS ABOVE
16	NEW RESTAURANT AHU3 CONDENSER 2	AS ABOVE

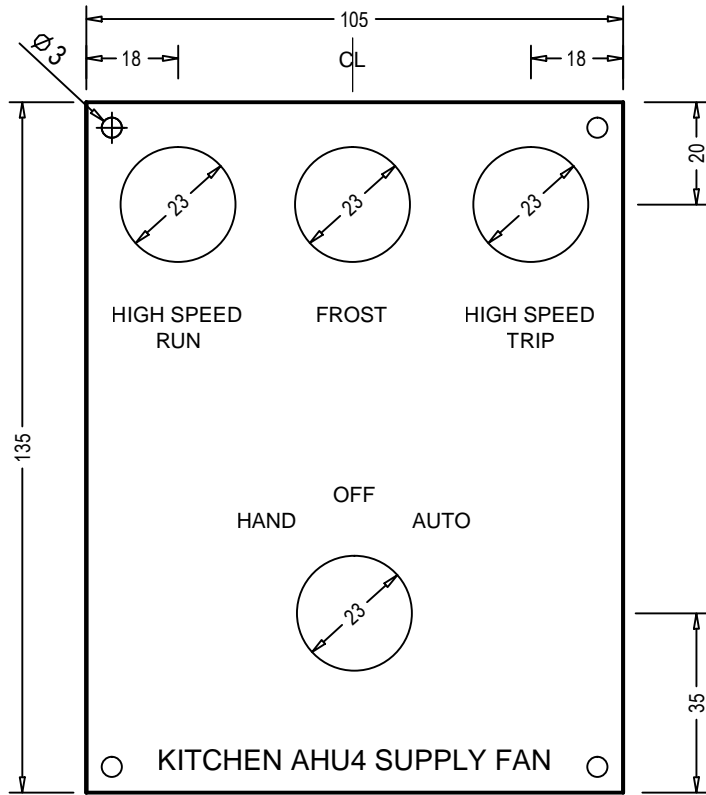
BLACK TEXT ON WHITE TRAFFOLYTE LABEL
 MAIN TEXT - 4mm (IF APPLICABLE)
 SUB-TEXT - 3mm



LABEL No.	MAIN TEXT DESCRIPTION	LAMP(S) TEXT
4	AS ABOVE	AS ABOVE

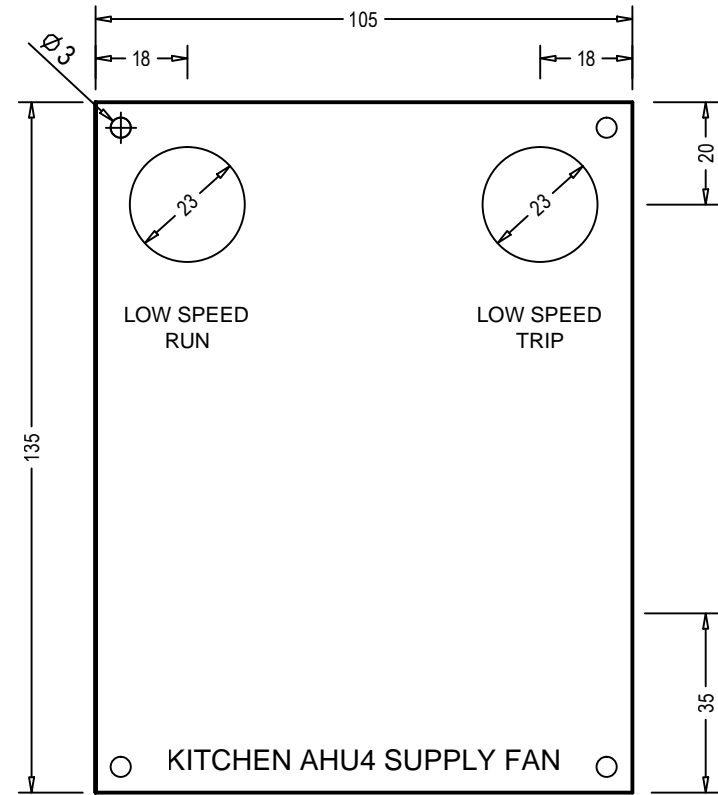
BLACK TEXT ON WHITE TRAFFOLYTE LABEL
 MAIN TEXT - 4mm (IF APPLICABLE)
 SUB-TEXT - 3mm

REVISION	DESCRIPTION	DATE	APPROVED	LABELLING DETAIL OF BOILER ROOM CONTROL PANEL MCC3	DRAWN	J.STONEMAN
						CHECKED
					DATE	15/06/2011
					REVISION	
					SCALE	1:1 @ A3
					SHEET	20 of 22
					DRG No.	Job-No



LABEL No.	MAIN TEXT DESCRIPTION	LAMP(S) TEXT
17	AS ABOVE	AS ABOVE

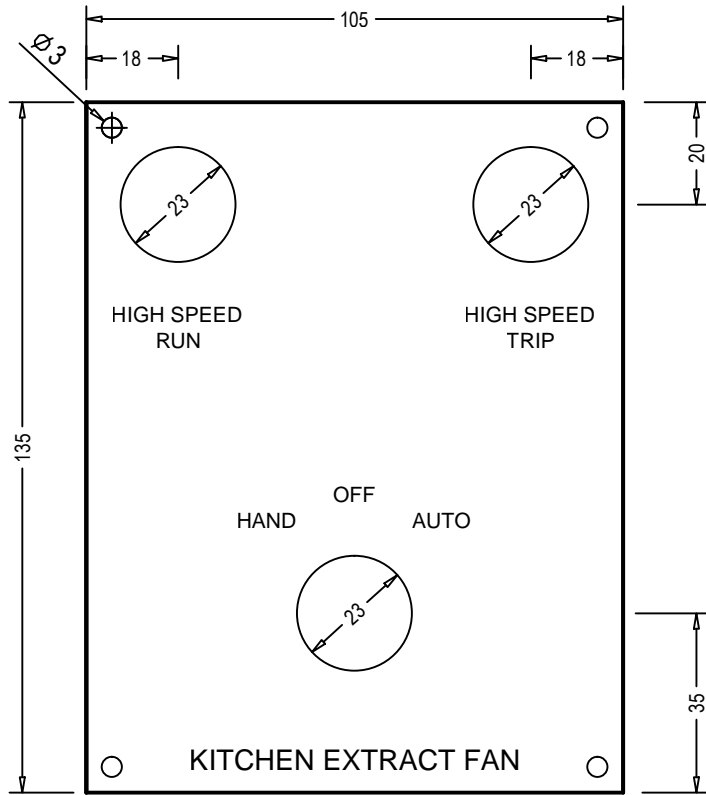
BLACK TEXT ON WHITE TRAFFOLYTE LABEL
 MAIN TEXT - 4mm (IF APPLICABLE)
 SUB-TEXT - 3mm



LABEL No.	MAIN TEXT DESCRIPTION	LAMP(S) TEXT
18	AS ABOVE	AS ABOVE

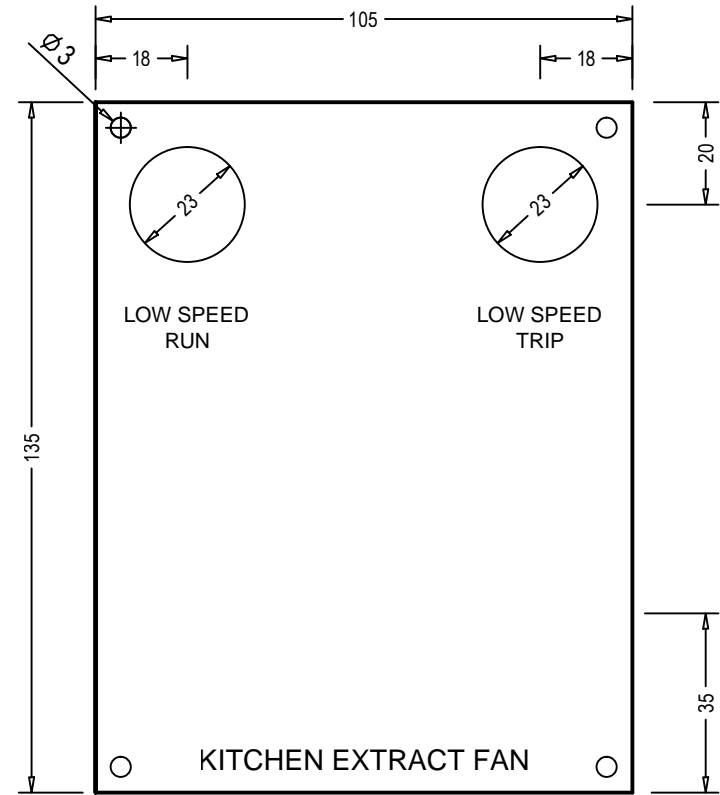
BLACK TEXT ON WHITE TRAFFOLYTE LABEL
 MAIN TEXT - 4mm (IF APPLICABLE)
 SUB-TEXT - 3mm

REVISION	DESCRIPTION	DATE	APPROVED	LABELLING DETAIL OF BOILER ROOM CONTROL PANEL MCC3	DRAWN	J.STONEMAN
						CHECKED
					DATE	15/06/2011
					REVISION	
					SCALE	1:1 @ A3
					SHEET	21 of 22
					DRG No.	Job-No



LABEL No.	MAIN TEXT DESCRIPTION	LAMP(S) TEXT
19	AS ABOVE	AS ABOVE

BLACK TEXT ON WHITE TRAFFOLYTE LABEL
 MAIN TEXT - 4mm (IF APPLICABLE)
 SUB-TEXT - 3mm



LABEL No.	MAIN TEXT DESCRIPTION	LAMP(S) TEXT
20	AS ABOVE	AS ABOVE

BLACK TEXT ON WHITE TRAFFOLYTE LABEL
 MAIN TEXT - 4mm (IF APPLICABLE)
 SUB-TEXT - 3mm

REVISION	DESCRIPTION	DATE	APPROVED	LABELLING DETAIL OF BOILER ROOM CONTROL PANEL MCC3	DRAWN	J.STONEMAN
						CHECKED
					DATE	15/06/2011
					REVISION	
					SCALE	1:1 @ A3
					SHEET	22 of 22
					DRG No.	Job-No